

LAMP

LED 025



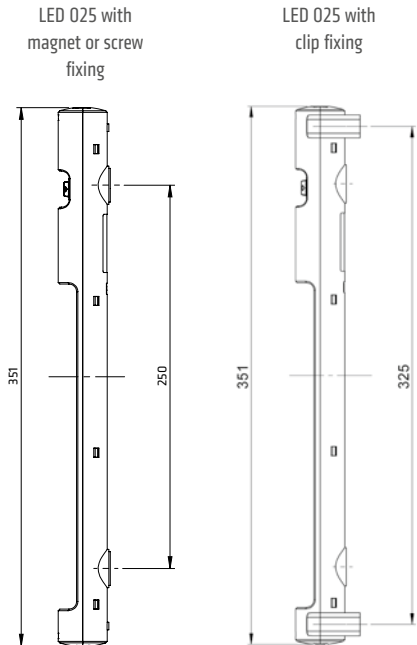
- > Wide voltage range
- > Integrated power unit
- > Long-lived and maintenance-free by LED technology
- > Daisy chain
- > On/off switch or movement sensor
- > Magnet, screw or clip fixing

The lamp series LED 025 is suitable for all types of panels and enclosures, especially where space is at a premium. The lamps have a very long service life thanks to the use of LED technology. Three different fixing options provide more flexibility for installation. The power output allows up to 10 lamps to be connected to each other (DC 12 V versions up to 5 lamps). Both the power input and output connectors snap lock into their sockets. With the integrated power unit and the plugs the lamp can quickly be connected.



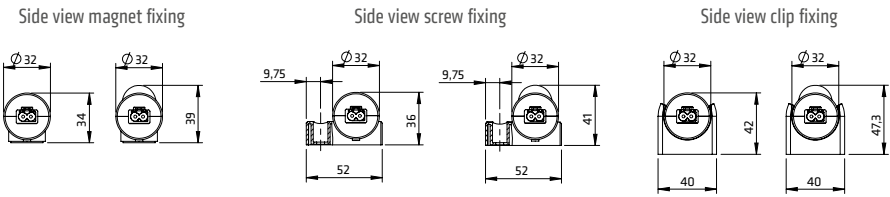
TECHNICAL DATA

Power consumption	max. 5 W
Luminosity	400 Lm at 120° (1,200 Lm at 360° or equivalent 95 W light bulb)
Lamp type	LED, angle of radiation 120° light color: daylight, color temperature: 6,000 K to 7,000 K
Service life	60,000 h at +20 °C (+68 °F)
Connection	2-pole connector with snap lock AC: max. 2.5 A / AC 240 V, color: white DC: max. 2.5 A / DC 60 V, color: blue
Mounting	magnet fixing or screw fixing (M5), clip fixing (M6), torque 2 Nm max.
Casing	plastic, transparent
Dimensions	see drawings
Weight	0.2 kg
Operating/Storage temperature	-30 to +60 °C (-22 to +140 °F) / -40 to +85 °C (-40 to +185 °F)
Operating/Storage humidity	max. 90 % RH (non-condensing)
Protection type/Protection class	IP20 / II (double insulated), DC 12 V: IP20 / III (extra-low voltage)



Mounting options: The lamps are available with magnet fixing for easy positioning in any steel cabinet or enclosure. A classic is the LED 025 with screw fixing. The clip holders exclusively designed for clip fixing of the LED 025 can be positioned anywhere in the cabinet by simply screwing the holders to the cabinet wall. The lamp is snapped into the clip holders and can be turned in both directions. With a total rotation angle of 180° it provides perfect illumination within the cabinet or enclosure.

Note: The lamp must not be used for household lighting.



Art. No. Magnet fixing	Art. No. Screw fixing	Art. No. Clip fixing	Operating voltage	Switch	Approvals			
02540.0-00	02540.0-01	02540.0-03	AC 100 – 240 V, 50/60 Hz (min. AC 90 V, max. AC 265 V)	on/off light switch	VDE	UL File No. E234324	CCC	EAC
02540.1-00	02540.1-01	02540.1-03	DC 24 – 48 V (min. DC 20 V, max. DC 60 V)	on/off light switch	VDE	UL File No. E234324	CCC	EAC
02540.2-00	02540.2-01	02540.2-03	DC 12 V (min. DC 10 V, max. DC 16 V)	on/off light switch	-	UL File No. E234324	-	EAC
02541.0-00	02541.0-01	02541.0-03	AC 100 – 240 V, 50/60 Hz (min. AC 90 V, max. AC 265 V)	PIR movement sensor ¹	VDE	UL File No. E234324	CCC	EAC
02541.1-00	02541.1-01	02541.1-03	DC 24 – 48 V (min. DC 20 V, max. DC 60 V)	PIR movement sensor ¹	VDE	UL File No. E234324	CCC	EAC

¹ approx. 5 min. fixed switch-on duration

ACCESSORIES

Connectors and cables for electrical connection are not included in the delivery of the LED D25. These parts can be ordered separately. Sets, consisting of lamp and accessories, are available on request.

CONNECTION CABLE WITH FEMALE CONNECTOR AND OPEN END



Photo: Connection cable, Art. No. 244356

Art. No.	Model	Length	Voltage type	Color	Use for	Approvals ²
244356	connection cable 2 x 1.5 mm ² with female connector	2.0 m	AC	connector: white; cable: white	power input	VDE
244357	connection cable 2 x AWG 16 with female connector	2.0 m	AC	connector: white; cable: white	power input	VDE + UL
244360	connection cable 2 x 0.75 mm ² with female connector	2.0 m	DC 24 – 48 V	connector: blue; cable: white	power input	VDE
244361	connection cable 2 x AWG 16 with female connector	2.0 m	DC 24 – 48 V	connector: blue; cable: white	power input	VDE + UL
244389	connection cable 2 x 0.75 mm ² with female connector	2.0 m	DC 12 V	connector: blue; cable: white	power input	VDE
244390	connection cable 2 x AWG 16 with female connector	2.0 m	DC 12 V	connector: blue; cable: white	power input	VDE + UL

² applies only to the individual components (cable and connectors)

EXTENSION CABLE WITH 2 CONNECTORS FOR DAISY CHAIN CONNECTION



Photo: Extension cable, Art. No. 244358

Art. No.	Model	Length	Voltage type	Color	Use for	Approvals ²
244358	extension cable 2 x 1.5 mm ² with 2 connectors	1.0 m	AC	connectors: white; cable: white	daisy chain	VDE
244359	extension cable 2 x AWG 16 with 2 connectors	1.0 m	AC	connectors: white; cable: white	daisy chain	VDE + UL
244362	extension cable 2 x 1.5 mm ² with 2 connectors	1.0 m	DC 24 – 48 V	connectors: blue; cable: white	daisy chain	VDE
244363	extension cable 2 x AWG 16 with 2 connectors	1.0 m	DC 24 – 48 V	connectors: blue; cable: white	daisy chain	VDE + UL
244391	extension cable 2 x 1.5 mm ² with 2 connectors	1.0 m	DC 12 V	connectors: blue; cable: white	daisy chain	VDE
244392	extension cable 2 x AWG 16 with 2 connectors	1.0 m	DC 12 V	connectors: blue; cable: white	daisy chain	VDE + UL

² applies only to the individual components (cable and connectors)

FEMALE / MALE CONNECTORS



Photo: Female connector, Art. No. 264057

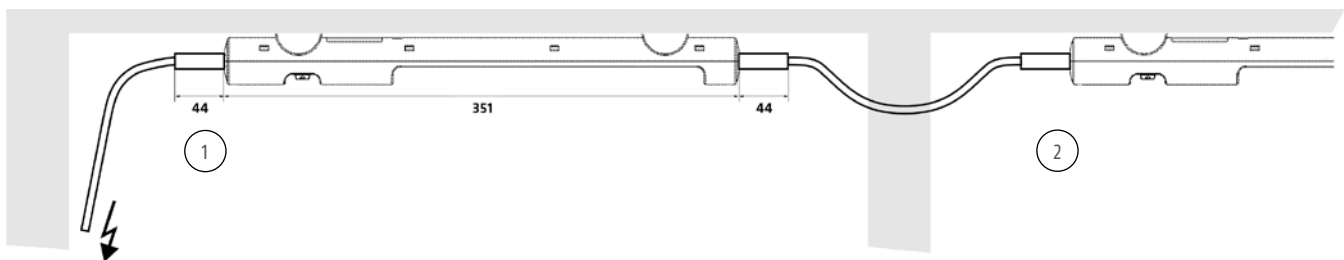


Photo: Male connector, Art. No. 264058

Art. No.	Model	Voltage type	Color	Use for	Wire cross-section ³	Approvals
264057	female connector	AC	white	power input	0.5-2.5 mm ² (AWG 14-20)	VDE + UL
264058	male connector	AC	white	power output	0.5-2.5 mm ² (AWG 14-20)	VDE + UL
264059	female connector	DC 24 – 48 V	blue	power input	0.5-2.5 mm ² (AWG 14-20)	VDE + UL
264060	male connector	DC 24 – 48 V	blue	power output	0.5-2.5 mm ² (AWG 14-20)	VDE + UL
264065	female connector	DC 12 V	blue	power input	0.5-2.5 mm ² (AWG 14-20)	VDE + UL
264066	male connector	DC 12 V	blue	power output	0.5-2.5 mm ² (AWG 14-20)	VDE + UL

³ applies to rigid and stranded wire. Wire end ferrules must be used when connecting with stranded wires.

CONNECTION EXAMPLE



This illustration shows the LED D25 lamp in a daisy chain application. The lamps are conveniently connected via quick connection plugs – up to 10 (5) lamps max. can be daisy-chained this way. The snap lock connectors ensure a stable electrical connection even if subjected to heavy vibration. The connection example shows a AC 230 V application, using the following cables: connection cable with female connector, Art. No. 244356 (1); daisy chain extension cable with 2 connectors, Art. No. 244358 (2).

Female/male connectors are also available to assemble cables in non-standard lengths.