

TOUCH-SAFE HEATER (SEMICONDUCTOR)

CS 060 | 50 W to 150 W



- > Low surface temperature
- > Quick mounting due to clip fixing
- > Double insulated (plastic)
- > Wide voltage range
- > Small size

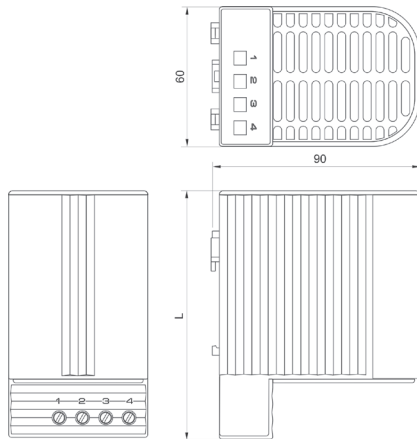
Touch-safe heater for the use in enclosures with electrical/electronic components. The design of the heater supports the natural convection which results in a high air-current of warm air. The surface temperatures on the accessible side surfaces of the housing are kept down as a result of the heater design. Our complete range of thermostats and hygrostats can directly be connected to the heater CS 060. This heater is also available in a version with plug-in thermostat requiring no additional wiring (CSF 060). The heaters are designed for permanent operation.



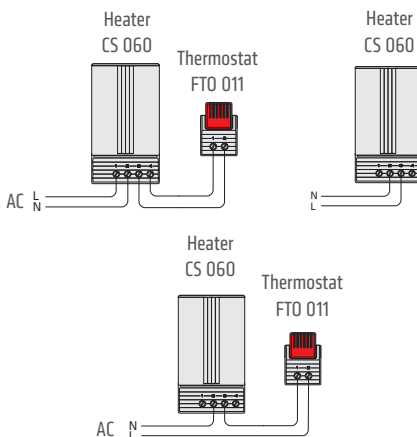
TECHNICAL DATA

Operating voltage	AC/DC 120 – 240 V ¹ (min. 110 V, max. 265 V)
Heating element	PTC resistor – temperature limiting
Surface temperature	< +80 °C (+176 °F), except upper protective grille
Connection	4-pole terminal 2.5 mm ² , torque 0.8 Nm max.
Casing	plastic according to UL94 V-0, black
Mounting	clip for 35 mm DIN rail, EN 60715
Fitting position	vertical airflow (air outlet up, connection on bottom)
Operating/Storage temperature	-45 to +70 °C (-49 to +158 °F)
Operating/Storage humidity	max. 90 % RH (non-condensing)
Protection type/Protection class	IP20 / II (double insulated)
Approvals	VDE, UL File No. E150057, EAC
Note	other voltages on request

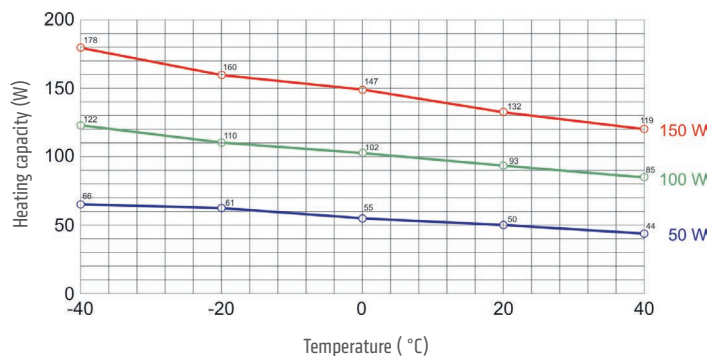
¹ Operating with voltages below AC/DC 140 V reduces heating performance by approx. 10 %.



Examples of connection



Heating capacity / Ambient temperature diagram CS 060



Art. No.	Heating capacity ²	Inrush current (max.)	Recommended pre-fuse T (time-delay)	Air outlet temperature ³	Dimensions	Weight (approx.)
06000.0-00	50 W	2.5 A	4.0 A	+86 °C (+186.8 °F)	110 x 60 x 90 mm	0.3 kg
06010.0-00	100 W	4.5 A	8.0 A	+120 °C (+248 °F)	110 x 60 x 90 mm	0.3 kg
06020.0-00	150 W	8.0 A	10.0 A	+145 °C (+293 °F)	150 x 60 x 90 mm	0.5 kg

² ambient temperature – see Heating capacity / ambient temperature diagram; ³ measured 50 mm above protective grille